


Card Sizes

Common card types with height and width dimensions.

Narrow fold

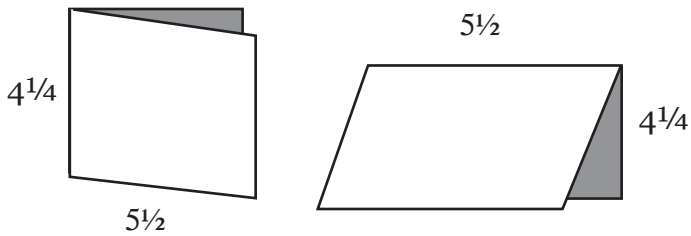


Broad fold



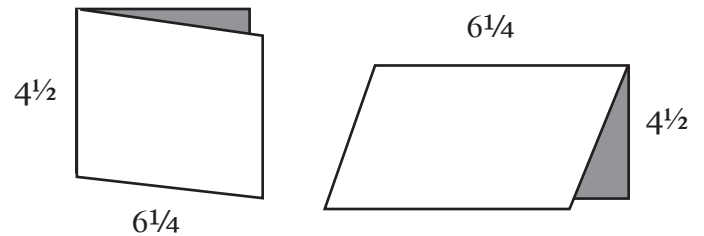
A2

(envelope size = $5\frac{3}{4} \times 4\frac{3}{8}$)



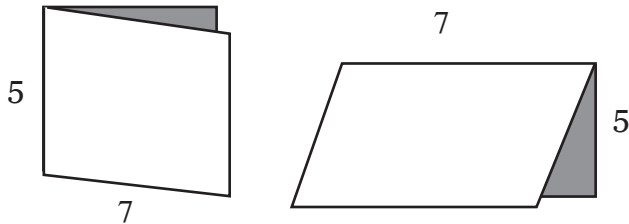
A6

(envelope size = $6\frac{1}{2} \times 4\frac{3}{4}$)



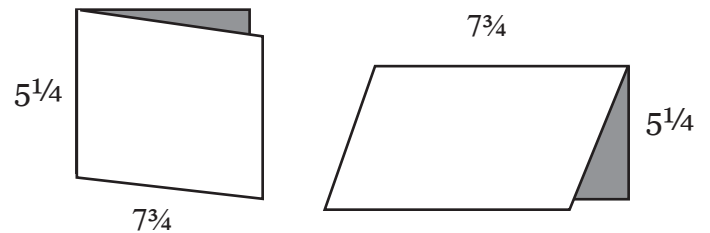
A7

(envelope size = $7\frac{1}{4} \times 5\frac{1}{4}$)



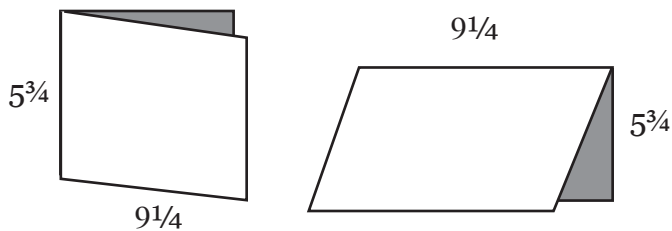
A8

(envelope size = $5\frac{1}{2} \times 8\frac{1}{8}$)



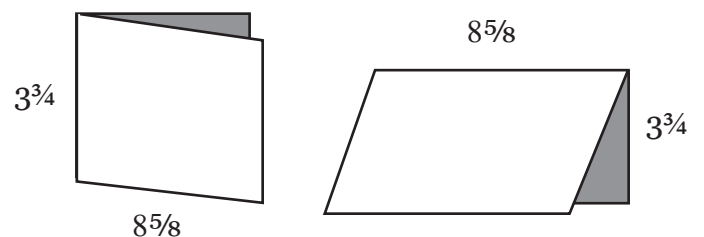
A10

(envelope size = $6 \times 9\frac{1}{2}$)



Slimline or A-Long

(envelope size = $3\frac{7}{8} \times 8\frac{7}{8}$)



Design4Print®

www.graphicdesign4print.com